

-Data with KEGG pathway-  
 -Rendered by Pathview-

# KEGG diagram legend

## Edge Types

## Node Types

compound



hidden compound



activation



inhibition



expression



repression



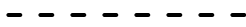
indirect effect



state change



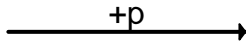
binding/association



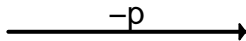
dissociation



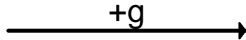
phosphorylation



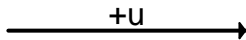
dephosphorylation



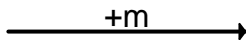
glycosylation



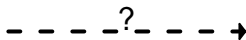
ubiquitination



methylation



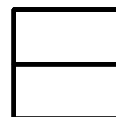
others/unknown



gene  
(protein/enzyme)



group  
(complex)



compound  
(metabolite/glycan)



map  
(pathway)

Pathway name